









**115 V. DEF TOTE SYSTEMS**

		MODEL #	MAP
<p><b>01-DF120CAN520</b></p> <p><b>FILL-RITE</b></p> <p>- 8 GPM - 2 Year Warranty</p> 		<p><b>01-DF120CAN520</b></p> <p>120 V. AC pump factory mounted to an IBC bracket with an Automatic Nozzle, nozzle boot with bracket, 3/4" x 5' suction hose EPDM, 3/4" x 20' discharge hose EPDM and a connections kit. Compatible with water and DEF fluid</p>	<p><b>\$ 715.99</b></p>
<p><b>01-DF120CAN520-RP</b></p> <p><b>FILL-RITE</b></p> <p>- 8 GPM - 2 Year Warranty</p> 		<p><b>01-DF120CAN520-RP</b></p> <p>120 V. AC pump factory mounted to an IBC bracket with an Automatic nozzle, Nozzle boot with bracket, 3/4" x 5' suction hose EPDM, 3/4" x 20' discharge hose EPDM, Micro Matic® coupler and a connections kit. Compatible with water and DEF fluid.</p>	<p><b>\$ 804.99</b></p>
<p><b>01-DF120CAT520B</b></p> <p><b>FILL-RITE</b></p> <p>- 8 GPM - 2 Year Warranty</p> 		<p><b>01-DF120CAT520B</b></p> <p>120 V. AC pump factory mounted to an IBC bracket with and in-line digital turbine meter and automatic nozzle assembled at factory, nozzle boot with bracket, Micro Matic® RPV coupler, 3/4" x 5' suction hose EPDM, 3/4" x 20' discharge hose EPDM, and a connections kit. Compatible with water and DEF fluid.</p>	<p><b>\$ 918.99</b></p>
<p><b>01-DF120CMN520</b></p> <p><b>FILL-RITE</b></p> <p>- 8 GPM - 2 Year Warranty</p> 		<p><b>01-DF120CMN520</b></p> <p>120 V. AC pump factory mounted to an IBC bracket with a Manual nozzle, nozzle boot with bracket, 3/4" x 5' suction hose EPDM, 3/4" x 20' discharge hose EPDM, and a connections kit. Compatible with water and DEF fluid.</p>	<p><b>\$ 590.99</b></p>
<p><b>PIUSI</b></p> <p><b>9 GPM DEF CLOSED TOTE SYSTEM</b></p>  <p>Systems do not include coupler</p>		<p><b>21-F00201A1J</b></p> <p>120 V. System with Meter, Automatic Nozzle, 20' Hose</p>	<p><b>PREFERRED</b></p> <p><b>\$ 1,001.56</b></p>
		<p><b>21-F00201A2J</b></p> <p>120 V. System with Manual Nozzle, 20' Hose</p>	<p><b>\$ 642.42</b></p>
		<p><b>21-F00201A5J</b></p> <p>120 V. System with Automatic Nozzle, 20' Hose</p>	<p><b>\$ 851.40</b></p>

12 V. DEF TOTE SYSTEMS

01-DF012CAN520		MODEL #	MAP
<b>FILL-RITE</b>  - 8 GPM - 2 Year Warranty		<b>01-DF012CAN520</b>  12 V. DC pump factory mounted to an IBC bracket with automatic nozzle, nozzle boot with bracket, 3/4" x 5' hose EPDM, 3/4" x 20' discharge hose, and connections kit. Compatible with water and DEF fluid.	<b>\$ 698.99</b>
		<b>01-DF012CAN520-RP</b>  12 V. DC pump factory mounted to an IBC bracket with an automatic nozzle, nozzle boot with bracket, Micro Matic® RPV, 3/4" x 5' suction hose EPDM, 3/4" x 20' discharge hose EPDM, and a connections kit. Compatible with water and DEF fluid.	<b>\$ 804.99</b>
<b>FILL-RITE</b>  - 8 GPM - 2 Year Warranty		<b>01-DF012CAT520B</b>  12 V. DC pump factory mounted to an IBC bracket with an in-line digital turbine meter and automatic nozzle assembled at factory, nozzle boot with bracket, Micro Matic® RPV, 3/4" x 5' suction hose EPDM, 3/4" x 20' discharge hose EPDM, and a connections kit. Compatible with water and DEF fluid.	<b>\$ 918.99</b>
		<b>01-DF012CMN520</b>  12 V. DC pump factory mounted to an IBC bracket with a manual nozzle, nozzle boot with bracket, 3/4" x 5' suction hose EPDM, 3/4" x 20' discharge hose EPDM and a connections kit. Compatible with water and DEF fluid.	<b>\$ 590.99</b>
<b>PIUSI</b>  <b>9 GPM DEF CLOSED TOTE SYSTEM</b>    Systems do not include coupler	<b>21-F00201A8C</b> 12 V. System with Automatic Nozzle, 20' Hose	<b>PREFERRED</b>  <b>\$ 1,001.56</b>	
	<b>21-F00201A9C</b> 12 V. System with Manual Nozzle, 20' Hose	<b>\$ 642.42</b>	

<b>115 V. DEF DRUM SYSTEMS</b>		
<p style="text-align: center;"><b>01-DF120DAN520</b></p> <p><b>FILL-RITE</b></p> <p>- 8 GPM - 2 Year Warranty</p> 	<b>MODEL #</b>	<b>MAP</b>
	<p style="text-align: center;"><b>01-DF120DAN520</b></p> <p>120 V. AC pump factory mounted to a drum bracket (expands to accommodate 30 to 55 gallon drums) with an automatic nozzle, nozzle boot with bracket, 3/4" x 5' suction hose EPDM, 3/4" x 20' discharge hose EPDM, and a connections kit. Compatible with water and DEF fluid</p>	<b>\$ 746.99</b>
<p style="text-align: center;"><b>PIUSI DEF DRUM SYSTEM</b></p> <p><b>PIUSI</b></p> <p>Systems do not include coupler.</p> 	<b>21-F00201A3H</b>	<b>PREFERRED</b>
	<p>120 V. Pump, Manual Nozzle, 20' Hose</p>	<b>\$ 642.03</b>
	<b>21-F00201A4H</b>	
	<p>120 V. Pump, Automatic Nozzle, 20' Hose</p>	<b>\$ 851.40</b>
<b>115 V. DEF PUMP ONLY</b>		
<p><b>FILL-RITE</b></p> 	<b>01-DF120N</b>	<b>MAP</b>
	<p>Up to 8 GPM, 2 Year warranty. Compatible with water and DEF fluid.</p>	<b>01-DF120N</b>
<p><b>PIUSI</b></p> 	<b>120V. DEF PUMP</b>	<b>PREFERRED</b>
	<p>120V/60 Hz, absence of dynamic seals, on/off switch, 6' cable with socket, 6.5 minute timer.</p>	<b>21-F0020310H</b>
	<b>120 V. DEF Pump</b>	<b>\$ 348.30</b>
<b>12 V. DEF PUMP ONLY</b>		
<p><b>FILL-RITE</b></p> 	<b>01-DF012N</b>	<b>MAP</b>
	<p>Up to 8 GPM, 2 Year warranty. Compatible with water and DEF fluid.</p>	<b>01-DF012N</b>
<p><b>PIUSI</b></p> 	<b>12V. DEF PUMP</b>	<b>PREFERRED</b>
	<p>12/24V. pump, absence of dynamic seals, on/off switch 6' cable with clamps.</p>	<b>21-F0020402A</b>
	<b>12V. DEF Pump with 12' Cable &amp; Clamps</b>	<b>\$ 387.00</b>

**DEF PRODUCTS**

DEF HAND PUMPS		MODEL #	MAP
 <p><b>FILL-RITE</b></p> <p><b>01-FRHP32V</b></p>	 <p><b>01K-KITHA32V</b></p>	<p><b>01-FRHP32V</b> Hand Operated DEF Lever Pump</p>	\$ 106.99
		<p><b>01K-KITHA32V</b> HOSE KIT</p>	\$ 52.31
 <p><b>FILL-RITE</b></p> <p><b>01-FRAP32V</b></p>	 <p><b>01K-KITHA32VMN</b></p>	<p><b>01-FRAP32V</b> Air Operated DEF Pump</p>	\$ 367.99
		<p><b>01K-KITHA32VMN</b> HOSE KIT</p>	\$ 325.50
 <p><b>PIUSI</b></p> <p><b>21-F00332A30</b></p>	 <p><b>PIUSI</b></p> <p><b>21-F00332A80</b></p>	<p><b>21-F00332A3A</b> Rotary DEF Hand Pump</p>	PREFERRED \$ 180.34
		<p><b>21-F00332A8A</b> Rotary DEF Hand Pump w/ Filter</p>	\$ 232.20
 <p><b>Zee-Line Lever Action Poly Pump</b> Lightweight corrosion resistant Chemical Pump. Fits 15-55 gallon drum, 12oz. per stroke, Polypropylene construction. Use with DEF, water based fluids, acid and alkali solutions.</p>	<p><b>15-375</b> Lever Action DEF Barrel Pump</p>	\$ 55.50	
<p><b>PIUSI DEF HOSE REELS</b></p>		<p><b>21-F00750340</b> Hose Reel w/ 3/4" x 25' hose</p>	\$ 644.74
 <p><b>PIUSI</b> Hose reel made specifically for DEF use with supply hose. Designed to limit pressure loss and facilitate use. This hose reel offers adjustable arms for easy positioning as required.</p>	<p><b>21-F00750330</b> Hose Reel w/ 3/4" x 50' hose</p>	\$ 821.60	
<p><b>DEF FLOW METERS</b></p>			MAP
<p><b>FILL-RITE</b></p>  <p>DEF Polymer engineered meter has a flow rate of 2-35 GPM, and is accurate to within 1%. It measures in Ounces, Pints, Quarts, Liters, or Gallons. It has a rubber boot to help protect the meter, and has 2 field replaceable AA batteries.</p>	<p><b>01-TT10PN</b> 1" DEF Meter</p>	\$ 229.99	
 <p><b>PIUSI</b> The K24 Digital Flow meter is for DEF fluid has a turbine measuring system, 1.6-26.4 GPM. Can be installed in-line or at the nozzle.</p>	<p><b>21-F00407340</b> K-24 DEF Flow Meter 1" BSPP Thread</p>	PREFERRED \$ 185.76	

DEF ACCESSORIES			MODEL #	PREFERRED
<b>DEF NOZZLES</b>				
  <p>21-F0061903B</p>	<p>Stainless Steel DEF Automatic Nozzle with Hose Barb Swivel Inlet 3/4"</p>	<p>21-F0061903B</p>	<p>\$ 309.60</p>	
  <p>01A-FRDFA075B</p>	<p>3/4" Non-Metallic Automatic DEF Nozzle with Hose Barb Swivel Inlet 3/4"</p>	<p>01A-FRDFA075B</p>	<p>\$ 164.75</p>	
  <p>01A-FRDFM075C</p>	<p>3/4" Manual DEF Nozzle with 3/4" Hose Barb</p>	<p>01A-FRDFM075C</p>	<p>\$ 51.87</p>	
  <p>21-F00617010</p>	<p>3/4" Metered DEF Automatic Nozzle</p>	<p>21-F0061701A</p>	<p>\$ 437.31</p>	
<b>DEF HOSES</b>				
 <p>3/4" DEF Discharge Hose Coupled M x M Poly Fittings</p>			<p>20-81240-12 3/4" x 12' DEF Hose</p>	<p>\$ 76.33</p>
			<p>20-81240-15 3/4" x 15' DEF Hose</p>	<p>\$ 93.42</p>
			<p>20-81240-20 3/4" x 20' DEF Hose</p>	<p>\$ 121.89</p>
 <p>21-F142505A</p>	<p>3/4" Bulk DEF Delivery Hose</p>	<p>21-F142505B</p>	<p>\$ 2.52 per foot</p>	
	<p>Gravity Kit for DEF Elevated Tote</p>	<p>21-F1551701A</p>	<p>\$ 147.06</p>	

DEF ACCESSORIES		
DEF COUPLERS & VALVES	MODEL #	PREFERRED
 <b>PIUSI</b> PIUSI DEF Coupler	21-F1891000B	\$ 95.98
 <b>PIUSI</b> PIUSI Micromatic Coupler	21-F1536000C Stainless Steel	\$ 180.34
	21-F20436000 Composite	\$ 127.32
 RSV Valve for Drum or Tote Buttress Thread	21-F17137000	\$ 69.66
 <b>LIQUID DYNAMICS™</b>  Suction Tubes for RSV Valves	20-195205-32 32" Long Drum	\$ 14.11
	20-195205-40 40" Long - 275 Gal. Tote	\$ 14.11
	20-195205-46 46" Long - 330 Gal. Tote	\$ 14.11
 Adapter - 2" Female NPT x 2" Male Buttress	20-560101	\$ 9.18
 Adapter - 2" Female Buttress x 2" Male NPT	20-560102	\$ 9.18
 <b>PIUSI</b>  DEF Tote Bracket	21-R1640100A	\$ 101.01
 <b>PIUSI</b>  Nozzle Holder for DEF Tote Bracket	21-R1532800A	\$ 11.61
 <b>PIUSI</b>  DEF Drum Trolley	21-F1206801C	\$ 483.75