







115 V. DEF TOTE SYSTEMS

01-DF120CAN520	MODEL #	MAP
<p>FILL-RITE</p> <p>- 8 GPM - 2 Year Warranty</p> 	<p>01-DF120CAN520</p> <p>120 V. AC pump factory mounted to an IBC bracket with an Automatic Nozzle, nozzle boot with bracket, 3/4" x 5' suction hose EPDM, 3/4" x 20' discharge hose EPDM and a connections kit. Compatible with water and DEF fluid</p>	<p>\$ 789.99</p>
<p>01-DF120CAN520-RP</p> <p>FILL-RITE</p> <p>- 8 GPM - 2 Year Warranty</p> 	<p>01-DF120CAN520-RP</p> <p>120 V. AC pump factory mounted to an IBC bracket with an Automatic nozzle, Nozzle boot with bracket, 3/4" x 5' suction hose EPDM, 3/4" x 20' discharge hose EPDM, Micro Matic® coupler and a connections kit. Compatible with water and DEF fluid.</p>	<p>\$ 889.99</p>
<p>01-DF120CAT520B</p> <p>FILL-RITE</p> <p>- 8 GPM - 2 Year Warranty</p> 	<p>01-DF120CAT520B</p> <p>120 V. AC pump factory mounted to an IBC bracket with and in-line digital turbine meter and automatic nozzle assembled at factory, nozzle boot with bracket, Micro Matic® RPV coupler, 3/4" x 5' suction hose EPDM, 3/4" x 20' discharge hose EPDM, and a connections kit. Compatible with water and DEF fluid.</p>	<p>\$ 1,009.99</p>
<p>01-DF120CMN520</p> <p>FILL-RITE</p> <p>- 8 GPM - 2 Year Warranty</p> 	<p>01-DF120CMN520</p> <p>120 V. AC pump factory mounted to an IBC bracket with a Manual nozzle, nozzle boot with bracket, 3/4" x 5' suction hose EPDM, 3/4" x 20' discharge hose EPDM, and a connections kit. Compatible with water and DEF fluid.</p>	<p>\$ 649.99</p>
<p>PIUSI</p> <p>9 GPM DEF CLOSED TOTE SYSTEM</p>  <p>Systems do not include coupler</p>	<p>21-F00201A1J</p> <p>120 V. System with Meter, Automatic Nozzle, 20' Hose</p>	<p>PREFERRED</p> <p>\$ 1,071.73</p>
	<p>21-F00201A2J</p> <p>120 V. System with Manual Nozzle, 20' Hose</p>	<p>\$ 687.42</p>
	<p>21-F00201A5J</p> <p>120 V. System with Automatic Nozzle, 20' Hose</p>	<p>\$ 910.93</p>


12 V. DEF TOTE SYSTEMS

01-DF012CAN520	MODEL #	MAP
FILL-RITE - 8 GPM - 2 Year Warranty	01-DF012CAN520 12 V. DC pump factory mounted to an IBC bracket with automatic nozzle, nozzle boot with bracket, 3/4" x 5' hose EPDM, 3/4" x 20' discharge hose, and connections kit. Compatible with water and DEF fluid.	\$ 769.99
FILL-RITE - 8 GPM - 2 Year Warranty	01-DF012CAN520-RP 12 V. DC pump factory mounted to an IBC bracket with an automatic nozzle, nozzle boot with bracket, Micro Matic® RPV, 3/4" x 5' suction hose EPDM, 3/4" x 20' discharge hose EPDM, and a connections kit. Compatible with water and DEF fluid.	\$ 889.99
FILL-RITE - 8 GPM - 2 Year Warranty	01-DF012CAT520B 12 V. DC pump factory mounted to an IBC bracket with an in-line digital turbine meter and automatic nozzle assembled at factory, nozzle boot with bracket, Micro Matic® RPV, 3/4" x 5' suction hose EPDM, 3/4" x 20' discharge hose EPDM, and a connections kit. Compatible with water and DEF fluid	\$ 1,009.99
FILL-RITE - 8 GPM - 2 Year Warranty	01-DF012CMN520 12 V. DC pump factory mounted to an IBC bracket with a manual nozzle, nozzle boot with bracket, 3/4" x 5' suction hose EPDM, 3/4" x 20' discharge hose EPDM and a connections kit. Compatible with water and DEF fluid	\$ 649.99
PIUSI 9 GPM DEF CLOSED TOTE SYSTEM  Systems do not include coupler	21-F00201A8C 12 V. System with Automatic Nozzle, 20' Hose	PREFERRED \$ 1,071.73
	21-F00201A9C 12 V. System with Manual Nozzle, 20' Hose	\$ 687.42


115 V. DEF DRUM SYSTEMS

01-DF120DAN520 FILL-RITE - 8 GPM - 2 Year Warranty	MODEL #	MAP
	01-DF120DAN520 120 V. AC pump factory mounted to a drum bracket (expands to accommodate 30 to 55 gallon drums) with an automatic nozzle, nozzle boot with bracket, 3/4" x 5' suction hose EPDM, 3/4" x 20' discharge hose EPDM, and a connections kit. Compatible with water and DEF fluid	\$ 819.99
PIUSI DEF DRUM SYSTEM PIUSI Systems do not include coupler.	21-F00201A3H 120 V. Pump, Manual Nozzle, 20' Hose	PREFERRED \$ 687.02
	21-F00201A4H 120 V. Pump, Automatic Nozzle, 20' Hose	\$ 910.93

115 V. DEF PUMP ONLY

FILL-RITE 	01-DF120N Up to 8 GPM, 2 Year warranty. Compatible with water and DEF fluid.	01-DF120N 120V. AC pump only. Includes a connections kit	MAP \$ 319.99
	120V. DEF PUMP 120V/60 Hz, absence of dynamic seals, on/off switch, 6' cable with socket, 6.5 minute timer.	21-F0020310H 120 V. DEF Pump	PREFERRED \$ 372.65


12 V. DEF PUMP ONLY

FILL-RITE 	01-DF012N Up to 8 GPM, 2 Year warranty. Compatible with water and DEF fluid.	01-DF012N 12V. DC pump only. Includes a connections kit	MAP \$ 344.99
	12V. DEF PUMP 12/24V. pump, absence of dynamic seals, on/off switch 6' cable with clamps.	21-F0020402A 12V. DEF Pump with 12' Cable & Clamps	PREFERRED \$ 414.06

DEF PRODUCTS

DEF HAND PUMPS		MODEL #	MAP
 FILL-RITE 	01-FRHP32V	01-FRHP32V Hand Operated DEF Lever Pump	\$ 124.99
	01K-KITHA32V	01K-KITHA32V HOSE KIT	\$ 53.03
 FILL-RITE 	01-FRAP32V	01-FRAP32V Air Operated DEF Pump	\$ 404.99
	01K-KITHA32VMN	01K-KITHA32VMN HOSE KIT	\$ 329.22
 PIUSI 	21-F00332A30	21-F00332A3A Rotary DEF Hand Pump	PREFERRED \$ 192.96
	21-F00332A80	21-F00332A8A Rotary DEF Hand Pump w/ Filter	\$ 248.44
 Zee-Line Lever Action Poly Pump Lightweight corrosion resistant Chemical Pump. Fits 15-55 gallon drum, 12oz. per stroke, Poly- propylene construction. Use with DEF, water based fluids, acid and alkali solutions.		15-ZE375 Lever Action DEF Barrel Pump	\$ 60.71
PIUSI DEF HOSE REELS			
 PIUSI Hose reel made specifically for DEF use with supply hose. Designed to limit pressure loss and facilitate use. This hose reel offers adjustable arms for easy positioning as required.		21-F00750340 Hose Reel w/ 3/4" x 25' hose	\$ 689.83
		21-F00750330 Hose Reel w/ 3/4" x 50' hose	\$ 879.17
DEF FLOW METERS			MAP
FILL-RITE  DEF Polymer engineered meter has a flow rate of 2-35 GPM, and is accurate to within 1%. It measures in Ounces, Pints, Quarts, Liters, or Gallons. It has a rubber boot to help protect the meter, and has 2 field replaceable AA batteries.		01-TT10PN 1" DEF Meter	\$ 249.99
 PIUSI The K24 Digital Flow meter is for DEF fluid has a turbine measuring system, 1.6-26.4 GPM. Can be installed in-line or at the nozzle.		21-F00407340 K-24 DEF Flow Meter 1" BSPP Thread	PREFERRED
			\$ 198.99

DEF ACCESSORIES

DEF NOZZLES	MODEL #	PREFERRED
 <p>PIUSI</p> <p>21-F0061903B</p> <p>Stainless Steel DEF Automatic Nozzle with Hose Barb Swivel Inlet 3/4"</p>	21-F0061903B	\$ 331.25
 <p>FILL-RITE</p> <p>01A-FRDFA075B</p> <p>3/4" Non-Metallic Automatic DEF Nozzle with Hose Barb Swivel Inlet 3/4"</p>	01A-FRNS075A	\$ 359.99
 <p>FILL-RITE</p> <p>01A-FRDFM075C</p> <p>3/4" Manual DEF Nozzle with 3/4" Hose Barb</p>	01A-FRDFM075C	\$ 59.99
 <p>PIUSI</p> <p>21-F00617010</p> <p>3/4" Metered DEF Automatic Nozzle</p>	21-F0061701A	\$ 467.93
 <p>3/4" DEF Discharge Hose Coupled M x M Poly Fittings</p>	20-81240-12 3/4" x 12' DEF Hose	\$ 61.51
	20-81240-15 3/4" x 15' DEF Hose	\$ 75.27
	20-81240-20 3/4" x 20' DEF Hose	\$ 98.22
 <p>3/4" Bulk DEF Delivery Hose</p> <p>21-F142505A</p>	21-F1412505B	\$ 2.62 per foot
 <p>Gravity Kit for DEF Elevated Tote</p>	21-F1551701A	\$ 157.58

DEF ACCESSORIES

DEF COUPLERS & VALVES	MODEL #	PREFERRED
 PIUSI PIUSI DEF Coupler	21-F1891000B	\$ 102.91
 PIUSI PIUSI Micromatic Coupler	21-F1536000C Stainless Steel	\$ 192.96
	21-F20436000 Composite	\$ 136.28
 RSV Valve for Drum or Tote Buttress Thread	21-F17137000	\$ 74.77
 LIQUID DYNAMICS™ Suction Tubes for RSV Valves	20-195205-32 32" Long Drum	\$ 11.37
	20-195205-40 40" Long - 275 Gal. Tote	\$ 11.37
	20-195205-46 46" Long - 330 Gal. Tote	\$ 11.37
 Adapter - 2" Female NPT x 2" Male Buttress	20-560101	\$ 7.40
 Adapter - 2" Female Buttress x 2" Male NPT	20-560102	\$ 7.40
 PIUSI DEF Tote Bracket	21-R1640100A	\$ 108.14
 PIUSI Nozzle Holder for DEF Tote Bracket	21-R1532800A	\$ 12.46
 PIUSI DEF Drum Trolley	21-F1206801C	\$ 517.78